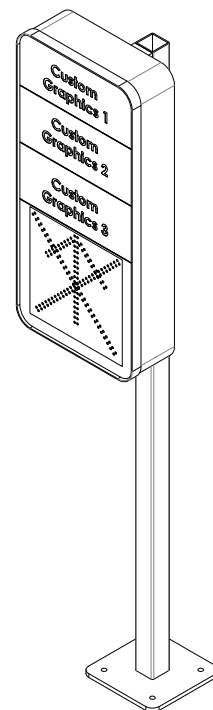
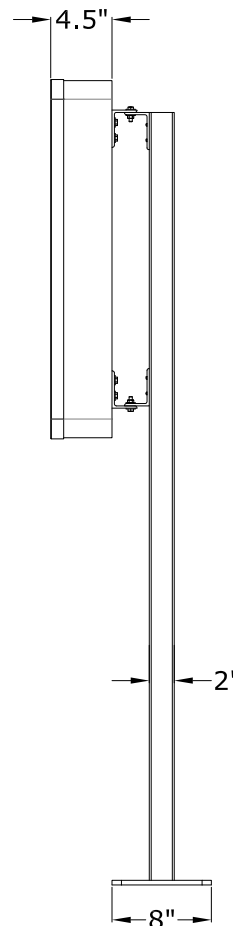
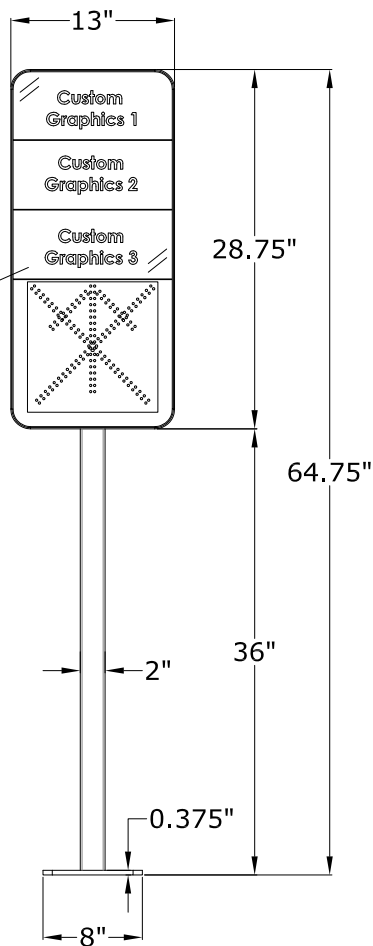


Swivel Angle



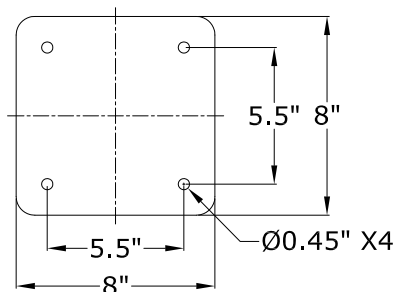
Chemical resistant Acrylic face
with full color image



Lighting Options



Ground Plate
SCALE 2:1



Aluminum used: Structural components are made of Alloy 6061-T6 / Shell is made out of 3105-H14 baked enamel.

	NAME	SIGNATURE	DATE	ACCESSORIES	QTY.
DRAWN	GHA		09/20/13	LPV-60-12	3
CHK'D	ISM		09/20/13	SSF12	2
APPV'D	ISM		09/20/13		
REV.	1				
REQUIRED POWER:					
- 100-240VAC, 1.5 AMPS per section.					
- This is a sectional sign.					



TSS INC.

11450 STEPHENS RD, WARREN, MI 48089 1-800-682-7446 www.tsscws.com

TITLE:
FLASHING SLIM LED ARROW / X TRAFFIC FIXTURE
WITH 3 SECTIONS (PEDESTAL MOUNT)

Part Number:
TR13X29LP



SCALE: 1:15

SHEET 1 OF 1